

1st Grade Sight Word Checklist

Name:

Date(s):

Page 1

___ about	___ by	___ had	___ made
___ after	___ call	___ has	___ many
___ again	___ came	___ have	___ may
___ all	___ could	___ he	___ must
___ am	___ day	___ her	___ more
___ an	___ do	___ him	___ new
___ any	___ each	___ his	___ no
___ are	___ eat	___ how	___ not
___ as	___ every	___ if	___ now
___ ask	___ first	___ into	___ number
___ at	___ fly	___ its	___ of
___ ate	___ four	___ just	___ old
___ be	___ from	___ know	___ once
___ been	___ get	___ let	___ open
___ black	___ give	___ like	___ or
___ brown	___ going	___ live	___ other
___ but	___ good	___ long	___ over

1st Grade Sight Word Checklist

Name: _____

Date(s): _____

Page 2

_____ our	_____ than	_____ way
_____ out	_____ that	_____ well
_____ part	_____ them	_____ went
_____ people	_____ then	_____ were
_____ please	_____ there	_____ what
_____ pretty	_____ these	_____ when
_____ put	_____ they	_____ which
_____ ride	_____ think	_____ white
_____ round	_____ this	_____ who
_____ saw	_____ time	_____ will
_____ say	_____ too	_____ with
_____ she	_____ under	_____ word
_____ so	_____ use	_____ would
_____ some	_____ want	_____ write
_____ soon	_____ walk	_____ yes
_____ stop	_____ was	_____ your
_____ take	_____ water	

2nd Grade Sight Word Checklist

Name: _____

Date(s): _____

Page 1

_____ after	_____ came	_____ home	_____ name
_____ again	_____ change	_____ house	_____ need
_____ air	_____ cold	_____ its	_____ new
_____ also	_____ different	_____ just	_____ off
_____ always	_____ does	_____ kind	_____ old
_____ America	_____ don't	_____ land	_____ only
_____ animal	_____ end	_____ large	_____ or
_____ another	_____ even	_____ learn	_____ our
_____ answer	_____ farm	_____ letter	_____ over
_____ any	_____ fast	_____ line	_____ page
_____ around	_____ first	_____ little	_____ place
_____ ask	_____ five	_____ live	_____ play
_____ away	_____ follow	_____ made	_____ point
_____ back	_____ found	_____ man	_____ pull
_____ because	_____ gave	_____ many	_____ put
_____ been	_____ give	_____ me	_____ read
_____ before	_____ goes	_____ mean	_____ right
_____ best	_____ good	_____ men	_____ same
_____ big	_____ great	_____ most	_____ say
_____ both	_____ green	_____ mother	_____ sentence
_____ boy	_____ hand	_____ move	_____ set
_____ buy	_____ help	_____ much	_____ should
_____ call	_____ here	_____ must	_____ show

2nd Grade Sight Word Checklist

Name: _____

Date(s): _____

Page 2

- | | |
|---------------|-------------|
| _____ sing | _____ use |
| _____ sit | _____ very |
| _____ sleep | _____ want |
| _____ small | _____ wash |
| _____ sound | _____ well |
| _____ spell | _____ went |
| _____ still | _____ where |
| _____ study | _____ which |
| _____ such | _____ why |
| _____ take | _____ wish |
| _____ tell | _____ work |
| _____ their | _____ world |
| _____ these | _____ would |
| _____ thing | _____ write |
| _____ think | _____ year |
| _____ those | _____ your |
| _____ three | |
| _____ through | |
| _____ too | |
| _____ try | |
| _____ turn | |
| _____ upon | |
| _____ us | |

3rd Grade Sight Word Checklist

Name: _____

Date(s): _____

Page 1

_____ about	_____ drink	_____ head	_____ miss
_____ above	_____ earth	_____ hear	_____ mountain
_____ add	_____ eat	_____ high	_____ much
_____ almost	_____ eight	_____ house	_____ myself
_____ along	_____ enough	_____ idea	_____ near
_____ always	_____ every	_____ if	_____ never
_____ begin	_____ example	_____ important	_____ next
_____ below	_____ eye	_____ Indian	_____ night
_____ better	_____ face	_____ it's	_____ once
_____ between	_____ fall	_____ keep	_____ only
_____ book	_____ family	_____ kind	_____ open
_____ both	_____ far	_____ last	_____ own
_____ bring	_____ father	_____ later	_____ paper
_____ car	_____ feet	_____ laugh	_____ pick
_____ carry	_____ few	_____ leave	_____ plant
_____ children	_____ food	_____ left	_____ really
_____ city	_____ four	_____ let	_____ river
_____ clean	_____ full	_____ life	_____ run
_____ close	_____ girl	_____ light	_____ saw
_____ country	_____ got	_____ list	_____ school
_____ cut	_____ group	_____ long	_____ sea
_____ done	_____ grow	_____ might	_____ second
_____ draw	_____ hard	_____ mile	_____ seven

3rd Grade Sight Word List

Page 2

- | | |
|-----------------|---------------|
| _____ side | _____ until |
| _____ shall | _____ walk |
| _____ show | _____ warm |
| _____ six | _____ watch |
| _____ small | _____ while |
| _____ something | _____ white |
| _____ sometimes | _____ without |
| _____ song | _____ young |
| _____ soon | |
| _____ start | |
| _____ state | |
| _____ stop | |
| _____ story | |
| _____ talk | |
| _____ ten | |
| _____ those | |
| _____ thought | |
| _____ today | |
| _____ together | |
| _____ took | |
| _____ tree | |
| _____ try | |
| _____ under | |

Name: _____



Math Buzz

Kora has 2 one dollar bills, 1 quarter, and 3 dimes.
How much money does Kora have in all?



answer: _____

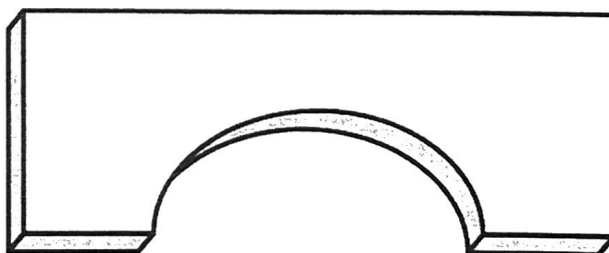

Subtract.

	Hundreds	Tens	Ones
	1	9	8
-		5	3

Solve each side and compare
using $>$, $<$, or $=$.

$$14 + 6 \quad \bigcirc \quad 12 + 7$$

The domino is about 2 inches
long. Circle the best estimate for
the length of the wooden block.



Write the word that completes
each sentence.

noon **midnight**

_____ is 12:00 a.m.

_____ is 12:00 p.m.

a. 2 inches **b.** 4 inches **c.** 8 inches

Name: _____

Daily Math Practice

B

111

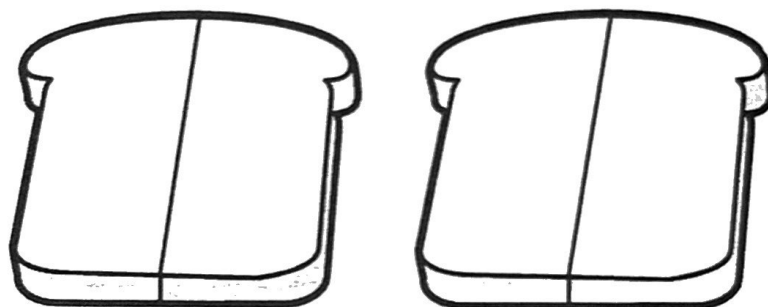


Math Buzz

Add.

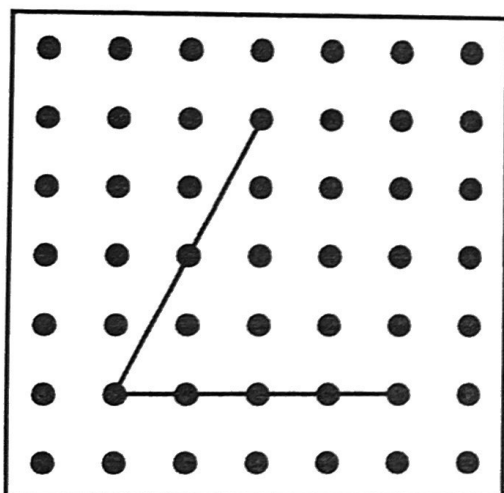
$$\begin{array}{r} 43 \\ 19 \\ + 35 \\ \hline \end{array} \qquad \begin{array}{r} 27 \\ 61 \\ + 12 \\ \hline \end{array}$$

Mrs. Reed has 2 pieces of toast. She cut each piece of toast into halves. How many pieces of toast are there?



answer: _____ pieces

Complete the triangle.



How many angles? _____

Piper had a lemonade stand. Which is the best estimate for the temperature outside?



Match each number to the correct word form and expanded form.

one hundred eight

81

800 + 10

eight hundred ten

108

80 + 1

eighty-one

810

100 + 8

Name: _____



Math Buzz

Add.

	Hundreds	Tens	Ones
	3	0	4
+	1	7	9

Liza has 16 centimeters of blue string. She has purple string that is 7 centimeters shorter than the blue string. How much string does Liza have altogether?

answer: _____ centimeters

Circle even or odd.

32

even

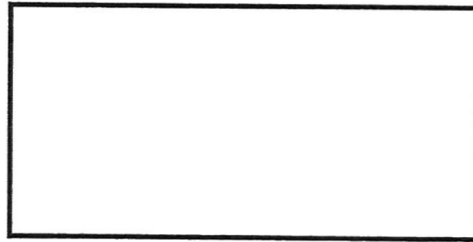
odd

45

even


odd

Draw lines to show 2 rows and 4 columns.



answer: _____ squares


Find the value of each side and compare using $>$, $<$, or $=$.





Name: _____

Math Buzz

Which holds **less**?

Chloe got a new tablet. The tablet has the shape of a rectangle. How many angles does the tablet have?

answer: _____ angles

Solve each side and compare using $>$, $<$, or $=$.

$$23 - 11 \quad \underline{\hspace{2cm}} \quad 19 - 7$$

Subtract.

	Hundreds	Tens	Ones
	2	6	2
-		4	5

June

Sunday	Monday	Tuesday	Wednesday	Thursday	Friday	Saturday
		1	2	3	4	5
6	7	8	9	10	11	12
13	14	15	16	17	18	19
20	21	22	23	24	25	26
27	28	29	30			

Hasan's grandparents are coming to visit the second Sunday of June. What date are his grandparents coming to visit? _____

If Hasan's grandparents stay for 5 days, what date are they leaving? _____

Name: _____



Math Buzz

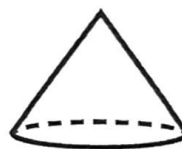
Add.

	Hundreds	Tens	Ones
	1	8	5
+	2	1	3

Order the numbers from **least to greatest** in standard form.

7 tens 6 ones forty-seven $60 + 4$

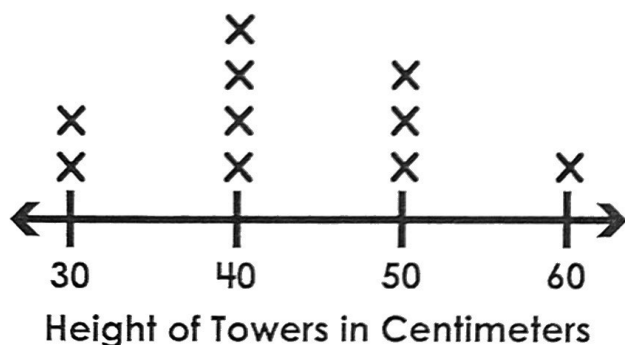
Write how many for each.



faces	edges	vertices

The line plot shows the height, in centimeters, of the towers the students in STEM Club built using clothespins and craft sticks.


key: X = 1 tower



How many towers were 60 centimeters? _____

How many towers were shorter than 60 centimeters? _____

Vinny put his cards into 3 rows with 4 cards in each row. How many cards did Vinny have total?



_____ + _____ + _____ = _____

answer: _____ cards

SENTENCE OR FRAGMENT?

38
GRAMMAR

Circle the COMPLETE sentences.

Cross out the incomplete sentence FRAGMENTS.

HINT: There are FIVE complete sentences and SEVEN fragments.

The kitten is playing.	At the swimming pool.	On the white porch.
Kyle turned off the TV.	Do you like waterslides?	Drippy ice cream.
Fran's favorite shoes.	Fran's shoes are on the porch.	The huge red beach ball.
Do you have shorts?	Outside by the big barn.	Laughing and playing at the beach.

7

$$\begin{array}{r} 9 \\ +10 \\ \hline \end{array} \quad \begin{array}{r} 8 \\ +10 \\ \hline \end{array} \quad \begin{array}{r} 10 \\ + 2 \\ \hline \end{array} \quad \begin{array}{r} 0 \\ + 3 \\ \hline \end{array} \quad \begin{array}{r} 4 \\ + 4 \\ \hline \end{array} \quad \begin{array}{r} 7 \\ + 7 \\ \hline \end{array} \quad \begin{array}{r} 0 \\ + 4 \\ \hline \end{array} \quad \begin{array}{r} 7 \\ + 5 \\ \hline \end{array} \quad \begin{array}{r} 0 \\ + 6 \\ \hline \end{array} \quad \begin{array}{r} 9 \\ + 9 \\ \hline \end{array}$$

$$\begin{array}{r} 18 \\ -10 \\ \hline \end{array} \quad \begin{array}{r} 15 \\ -10 \\ \hline \end{array} \quad \begin{array}{r} 9 \\ -2 \\ \hline \end{array} \quad \begin{array}{r} 10 \\ -3 \\ \hline \end{array} \quad \begin{array}{r} 9 \\ -4 \\ \hline \end{array} \quad \begin{array}{r} 9 \\ -8 \\ \hline \end{array} \quad \begin{array}{r} 11 \\ -7 \\ \hline \end{array} \quad \begin{array}{r} 12 \\ -5 \\ \hline \end{array} \quad \begin{array}{r} 15 \\ -6 \\ \hline \end{array} \quad \begin{array}{r} 18 \\ -9 \\ \hline \end{array}$$

PROPER NOUNS

Read the words in each box.

Circle the word or phrase in each box that is a proper noun and needs a capital letter.

Hint: Names of people, products names, and proper names of places are all proper nouns

nintendo doll car	map maria marbles	beach california sand
susie surfboard saltwater	disneyland waterpark slide	lemonade driving spring street
chipmunk simon singing	pepsi water ice cube	miss swanson teacher vacation

Write a sentence that includes two proper nouns:

VERB SEARCH!

14
GRAMMAR

Choose a book and find 14 different verbs (action words). Write the verbs in the space below.

Book Title:

Author:

1. _____

2. _____

3. _____

4. _____

5. _____

6. _____

7. _____

8. _____

9. _____


10. _____

11. _____

12. _____

13. _____

14. _____




NOUN SEARCH!

8
GRAMMAR

Choose a book and find 14 different nouns (person, place, thing, or animal). Write the nouns in the space below.

Book Title:


Author:



1. _____
2. _____
3. _____
4. _____
5. _____
6. _____
7. _____
8. _____
9. _____
10. _____
11. _____
12. _____
13. _____
14. _____

WHAT WAS YOUR FAVORITE SUMMER DAY?





Name: _____

Emma's New Lunch Box

by Anita N. Amin



Emma's friend, Alice, had a new lunch box. It had black and white stripes and pink ribbons.

"It's so pretty," Emma told Alice during school lunch.

Emma studied her own box. It had brown stains on it. A small scratch was starting to show. She wanted a pretty, new lunch box too.

After school at home, Emma asked Mom, "Can I have a new lunch box?" Emma told Mom about Alice's new lunch box.

"I'm sorry, honey," Mom said. "We don't have extra money to spend – not even on a new lunch box."

Emma thought for a moment. "Maybe I can earn the money. How much does a lunch box cost?"

"About ten dollars," Mom said.

Emma ran to her room. She counted the coins in her piggy bank. "I only have fifty cents. Ten dollars will take forever. "

She tried to think of other ways to get a new lunch box but nothing came to mind. The next day at school, Emma's teacher, Mrs. Robinson, gave the class a pop quiz. Emma aced the quiz. Mrs. Robinson gave Emma a smiley face sticker. But Emma didn't put it on her paper. She had an idea. She put the sticker on her lunch box.

As the days went by, Emma got more and more stickers from her teacher for good work. Each time, Emma put the sticker on her lunch box.

Soon, Emma's lunch box was covered with smiley face stickers. Even the scratch was covered up.

"Those smiley faces make me happy," Alice told Emma one day at lunch. "You have a happy lunch box."

Emma smiled. She loved her lunch box.

Name: _____

Emma's New Lunch Box

by Anita N. Amin



1. What did Emma's lunch box look like?

- a. black with white stripes b. brown stains with a scratch
- c. brown with pink ribbon d. black with a small hole

2. What was the reason that Emma couldn't have a new lunch box?

3. How much money did Emma have saved in her piggy bank?

- a. 50¢ b. 500¢
- c. \$1.50 d. \$10.00

4. After Emma aced her test what did she do with her sticker? What idea did she have next?

5. How did Emma's lunch box change from the beginning of the story to the end?

Dear Saint Ann future Third-grade Students and Parents,

To help our students keep their math and language arts skills sharp during the summer months, we have created a summer work packet for each grade level. This packet should be returned on the first day of school. This will be your child's first grade of their 3rd grade year.

All incoming third graders will be taking a facts test during the first week of school. They will be tested on basic addition and subtraction facts to 20. We have included 2 math worksheets that will be used as a timed test when your child returns to school in August. Please make copies of these and work with your child over the summer to help them with their math skills.

We have also included some Sight Words lists. Please check off all words that your child knows by the end of the summer.

There are grammar and math worksheets to be completed as well as comprehension questions and a short paragraph writing.

Data shows that students who continue to practice their math and reading skills during the summer, demonstrate better retention and are better prepared for the next grade level. Thank you for all that you do to support your child's education.

Attached you will also find our Direction of Intention and our Mission Statement. Please have your child practice these so that they are prepared for next year.

Here are some online resources for the summer.

- **Boddle-** play.boddlelearning.com - free online resource
- **My Math facts app**, which is free. Have your child start with addition followed by subtraction. Before they finish for the day, they should receive a score of 25 out of 25. Knowing their math facts is an important skill when entering 3rd grade.

Blessings,
The Third Grade Teachers

Saint Ann Catholic School, a ministry of Saint Ann Parish, rooted in Gospel values and the teachings of the Roman Catholic Church, welcomes and inspires children in Pre-K through 8 to Live Jesus, to embrace academic excellence, and to foster discipleship in the spirit of Saint Francis de Sales, the Gentleman Saint, and Saint Ann, the Grandmother of Jesus. In partnership with our families and the community, we support and celebrate each child as the Heart of God on earth through an education of spirit, mind, and body.

The Direction of Intention

My God, give me the grace to perform this action with you and through love for you. In advance, I offer to you all the good that I will do and accept all the difficulty I may meet there in.

Saint Ann, pray for us.

Saint Frances de Sales, pray for us.